



CITY







designer: Zbigniew Kostrzewa



CITY

The design of the **CITY** series was inspired by the independent town architecture in the times of Renaissance when beauty was synonymous with functionality. This is the true origin of the **platform**, which allows placing the employees at the desk in an orderly fashion, ensures full **ergonomics**, and creates space for a **comfortable** workplace.

BLF01 bench	1600/1640/740
ZT03 fabric panel	1570/47/664
ZS02 storage	2000/434/1129



Open workspaces do not have to be boring. Vibrant colours and diverse forms of panels break up the static nature of the system and promote **creative inventiveness**. The open space allows for the rapid exchange of information and the **free movement** of knowledge. Wide convenient extensions can serve as additional workspaces or areas for office equipment.

BLF15 x 2 bench	2800/1640/740
PLF01 x 2 extension	1640/600/28
ZT43 x 2 fabric panel	1370/47/664
ZT41 x 2 fabric panel	1370/47/664
A5504 x 4 storage	801/432/1833
A2L06 x 3 tambour storage	1200/434/740





The character of **CITY** is changing to suit the working environment. The panels can also be ordered in a single colour and the top of the desk can have a Canadian Oak finish. This colour spectrum ensures that the system **always fits** into a traditional office interior.

BLF15 bench	2800/1640/740
PLF01 x 2 extension	1640/600/28
ZT43 fabric panel	1370/47/664
ZT41 fabric panel	1370/47/664

S81 vertical cable duct



BLF16 desk 1600/800/740
+ **M01** mediabox 4x230V; RJ45
PLF04 extension 800/600/740
S81 vertical cable duct

BLF18 desk 1800/800/740
+ M03 top access
SLD12 pedestal 416/600/586
PLF80 table \varnothing 800/740
A6505 x 3 storage 1000/432/2185



Platform CITY can also be arranged in **an individual workspace** for the manager that includes a media port and a convenient extension under which a pedestal can be put.

BLF16 desk 1600/800/740
+ **M01** mediaport 4x230; RJ45
A5404H x 2 storage with HPL front 801/432/1833
+ **AS300** x 2 glass door 30H with aluminum frame





The delicate frame with the diagonally down set feet is worth paying attention to. Cables descend down the vertical cable ducts, **making it easier** to keep the equipment in order. The system offers an easy way to connect additional modules almost endlessly.

BLF11 bench	1800/1640/740
+ PLF03 raceway cover	1800
PLF01 extension	1640/600/28
SLD13HT pedestal hpl	416/600/587
A3104H x 3 storage with hpl front	801/432/1129
A3404H storage with hpl front	801/432/1129



ZT11 fabric panel 1770/47/664



BLF03 bench	4800/1640/740
BLF12 extending element	1600/1640/740
PLF02 x 2 raceway cover	1600
PLF01 x 2 extension	1640/600/28
ZT03 fabric panel	1570/47/664
ZT02 fabric panel	1570/47/464

BLF02 bench	3200/1640/740
PLF01 x 2 extension	1640/600/28
ZT03 fabric panel	1570/47/664
ZT02 fabric panel	1570/47/464





The **media port is hidden** under the top access panel, which has the form of a specially-milled elongated opening flap. After placing the plug in the socket, the flap closes easily so that the cables are connected to the electronic devices at the desk and lie in the net below the media port.

M02 accessoires	3x230V; 2x45RJ
ZT18 fabric panel	1770/47/664

The **ergonomic workspace is better** organized when using the accessories. The partition panels can serve as areas for storing additional information like notes inserted in the upholstery on the pins. Hangers can be mounted on the panels to help organize the documents. The CPU holder can be fastened under the desk of the workspace.



ZT28 fabric panel 1770/47/444



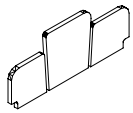
ZT18 fabric panel 1770/47/664

BLF11 bench	1800/1640/740
+ PLF03 raceway cover	1800
+ PLF01 x 2 extension	1640/600/28
A3104HG x 3 storage with hpl front and glass top	801/432/1134
A5104H x 2 storage with hpl front	801/432/1833

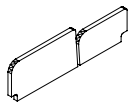




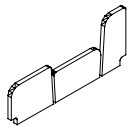
PARTITION WALLS



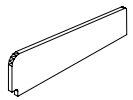
ZT21 1170/47/664
 ZT41 1370/47/664
 ZT01 1570/47/664
 ZT11 1770/47/664



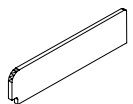
ZT22 1170/47/464
 ZT42 1370/47/464
 ZT02 1570/47/464
 ZT12 1770/47/464



ZT23 1170/47/664
 ZT43 1370/47/664
 ZT03 1570/47/664
 ZT13 1770/47/664



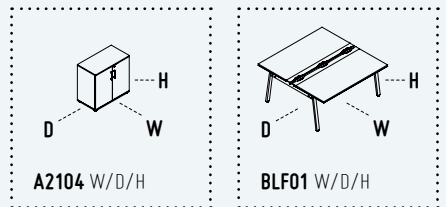

ZT24 1170/47/664
 ZT44 1370/47/664
 ZT16 1570/47/664
 ZT18 1770/47/664



ZT25 1170/47/444
 ZT45 1370/47/444
 ZT26 1570/47/444
 ZT28 1770/47/444




fabrics:

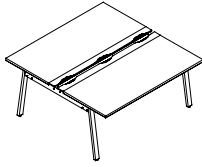


DESKS

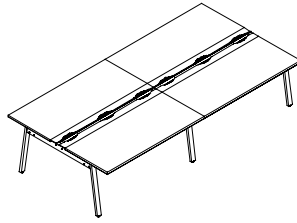
PLATFORM



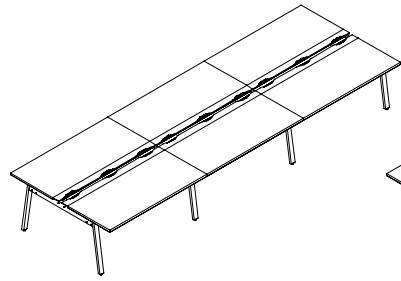
BLF21 1200/800/740
BLF41 1400/800/740
BLF16 1600/800/740
BLF18 1800/800/740



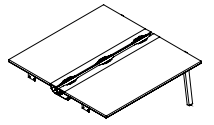
BLF04 1200/1640/740
BLF14 1400/1640/740
BLF01 1600/1640/740
BLF11 1800/1640/740



BLF05 2400/1640/740
BLF15 2800/1640/740
BLF02 3200/1640/740
BLF22 3600/1640/740



BLF17 4200/1640/740
BLF03 4800/1640/740
BLF33 5400/1640/740



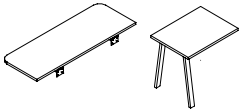
BLF13 1200/1640/740
BLF130 1400/1640/740
BLF12 1600/1640/740
BLF120 1800/1640/740

EXTENSIONS

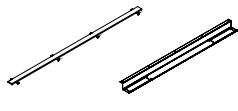
ADDITIONAL ELEMENTS

MOBILE PEDESTAL

COFFEE TABLE



PLF01 1640/600/28
PLF04 800/600/740



PLF12 1200
PLF14 1400
PLF02 1600
PLF03 1800



E60 1300
 accessoires



M02 2xRJ45
 3x230V



M01 mediaport
 2xRJ45
 4x230V



M03 top access



S81 vertical
 cable duct



SKP13 pillow
 416/600/40



SLD13 416/600/586

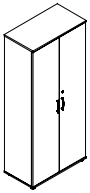


SLD12 416/600/586

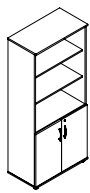


PLF80 Ø800/740h

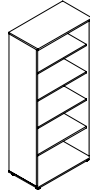
STORAGES AND CUPBOARDS



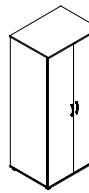
A5104 801/432/1833



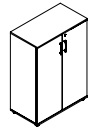
A5404 801/432/1833



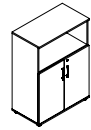
A5504 801/432/1833



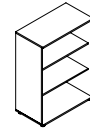
A6204 801/602/1833



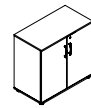
A3104 801/432/1129



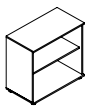
A3404 801/432/1129



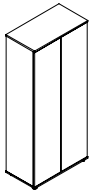
A3504 801/432/1129



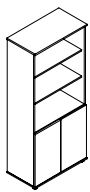
A2104 801/432/777



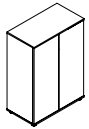
A2504 801/432/777



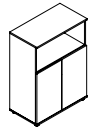
A5104H 801/432/1833



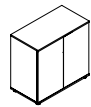
A5404H 801/432/1833



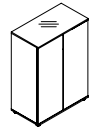
A3104H 801/432/1129



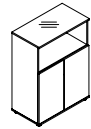
A3404H 801/432/1129



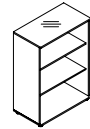
A2104H 801/432/777



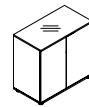
A3104HG 801/432/1134



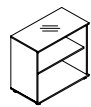
A3404HG 801/432/1134



A3504G 801/432/1134



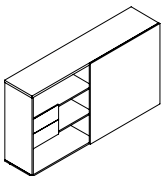
A2104HG 801/432/782



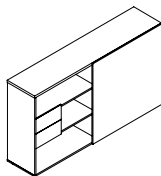
A2504G 801/432/782



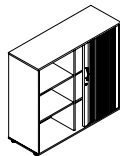
A800GT 800/432/33



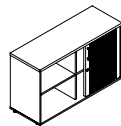
ZS03 2000/434/1129
 melamine front



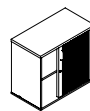
ZS02 2000/434/1129
 HPL front



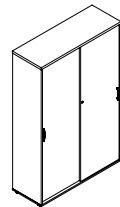
A3L06 1200/432/1129



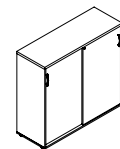
A2L06 1200/432/740



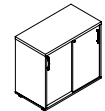
A2L04 800/432/740



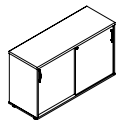
A5P06 1200/432/1833



A3P06 1200/432/1129



A2P04 800/432/740




A2P06 1200/432/740

H - storages with HPL front, G - storages with glass top, HG - storages with HPL front and glass top


HPL:



worktops:



support frame:





www.mdd.eu info@mdd.eu