

D

Desking

System	
Switch	8
Komo	20
Ashford	24
Kito Filing, Storage & Accessories	32
Executive Desking	
Quando	40
Crystal	42
Mito	44

A

Acoustic & Screens

Acoustic System	48
Sprint & Podium	50
Marathon	52

M

Meeting & Training

Kito Meeting	56
Switch	62
Opus	66
Morph	68

R

Reception

Arctic Summer	76
Valde	78
Organic	80
Wave	82
Linea	84
Ashford	86

S

Seating

Task & Operative	
Action	94
One	96
Xenon	98
Veris	100
O.Z Series	102
O.E & O.G Series	104
Executive	
O.N Series	106
Integra	108
Conference & Meeting	
Cube, O.H, O.Q, O.M Series	110
Time	112
Ariz, Bit & Dream	114
Roller, LaMia & Basket	116
Canteen & Breakout	
Prisma, Iris & Kalipa	118
Moema & More	120
Alhambra & Woody	122
Panama, Modena & Easy	124

SS

Soft Seating

October	128
Vancouver	130
Wall-In	132
Sorriso	134
Fan & Seven	136
Volt, Square, Snake & Finferlo	138
Hover & UPdown	140
Sigma, Twist, Thunder, Vizz & You	142

Hello+ Welcome

Trade Descriptions Act

We are continually improving our products, so specifications or design changes may be made during the lifetime of this catalogue. Colour photography and printing are as accurate as possible but slight variations in colour must be expected. All measurements are approximate.


Recycling

Please help us minimise the effect we have on the environment by recycling.

Design

“You can’t connect the dots looking forward; you can only connect them looking backwards. So you have to trust that the dots will somehow connect in your future.”

— Steve Jobs



DESKING

Switch	8
Komo	20
Ashford	24
Kito Filing & Storage	32
Accessories	36



Desking



Switch



Switch is a highly flexible desking range with the ability to make complex single structure configurations of any length.

Oh and it comes with a lifetime guarantee.

Lifetime
GUARANTEE

Switch







INTEGRA
P108

Lite
Vancouver
P131

01

KIT-MP3
P33

02

01 Straight Desk
 Pictured here is a Switch 2000mm straight desk in maple finish with white legs. A matching modesty panel offers additional privacy.

02 Mobile Pedestal
 3 drawer Kito pedestal in maple with white handles. For a full range of filing, pedestals and storage, please see page 33.



Lifetime GUARANTEE

See page 36 for a full range of ergonomic accessories.

01 Switch Crescent Desk

Shown here in clusters of 2 and 4 are 1600 x 1200mm crescent workstations mounted to a single structural underframe.

02 Screen Mounted Monitor Arms


Cable managed screen mounted monitor arms keep your desk top free and allow for easy adjustment of your flat screen.

Also shown here the desk top power module.

03 Under Desk Cable Management

Switch works seamlessly with a comprehensive range of underdesk cable management accessories for discrete cable management.

Shown here, adjustable CPU holder, vertical cable spine and horizontal cable baskets.



Our 4 step guide configure workstations of **any length**

Stage 1

Remove the end leg (shown in red) from the 2 person workstation



Stage 2

Take as many shared leg add-on workstations that you require.



Stage 3

Place the end leg from the 2 man workstation onto the end of the last shared leg add-on workstation.



Stage 4







The finished 4 man workstation



A complete range of matching pedestals, filing & storage units are available. See page 32.



Options

Leg Options	Top Options
 <p>Closed Leg</p>	 <p>Top With Portals</p>
 <p>Open Leg</p>	 <p>Top With Scallop</p>
 <p>Angled Leg</p>	 <p>Elevated Top Option</p>

Switch Technical Data

Colourways



Features

- Huge range of shapes, sizes and colour options.
- All metal fixings.
- Cable management friendly.
- Modern design.



2 Person Workstation
725H

Depth(mm) * 16 = 1600, 14 = 1400,
12 = 1200mm

SW-2MS10/*	1000W
SW-2MS12/*	1200W
SW-2MS14/*	1400W
SW-2MS16/*	1600W
SW-2MS18/*	1800W
SW-2MS20/*	2000W



2 Person Add-On Workstation
725H

Depth(mm) * 16 = 1600, 14 = 1400,
12 = 1200mm

SW-2MA10/*	1000W
SW-2MA12/*	1200W
SW-2MA14/*	1400W
SW-2MA16/*	1600W
SW-2MA18/*	1800W
SW-2MA20/*	2000W



1 Person Workstation
725H

Depth(mm) * 80 = 800, 70 = 700,
60 = 600mm

SW-1MS10/*	1000W
SW-1MS12/*	1200W
SW-1MS14/*	1400W
SW-1MS16/*	1600W
SW-1MS18/*	1800W
SW-2MS20/*	2000W



1 Person Add-On Workstation
725H

Depth(mm) * 80 = 800, 70 = 700,
60 = 600mm

SW-1MA10/*	1000W
SW-1MA12/*	1200W
SW-1MA14/*	1400W
SW-1MA16/*	1600W
SW-1MA18/*	1800W
SW-2MS20/*	2000W



Modesty/Privacy Panels
280H

SW-MP1000	1000 W
SW-MP1200	1200 W
SW-MP1400	1400 W
SW-MP1600	1600 W
SW-MP1800	1800 W
SW-MP2000	2000 W



Return Desk
600D x 725H

SW-RD1060	1000W
-----------	-------



Crescent Desk Left Hand & Desk High Pedestal
1600/800D x 725H

SW-1612LDHP	1600W
SW-1812LDHP	1800W



Crescent Desk Right Hand & Desk High Pedestal
1600/800D x 725H

SW-1612RDHP	1600W
SW-1812RDHP	1800W



2 Person Crescent Workstation & Desk High Pedestals
3200W X 725H

SW-2P1612DHP	1600D
SW-2P1812DHP	1800D



4 Person Crescent Workstation & Desk High Pedestals
3200W X 725H

SW-2P1612DHP	1600D
SW-2P1812DHP	1800D



120 Degree 3 Person Workstation
725H

SW-3P120/12	2325D X 2685W
SW-3P120/16	2500D X 2950W



Heavy Duty Cable Tray
200D X 150H

SW-CB800	800W
SW-CB1200	1200W
SW-CB1600	1600W

Switch Technical Data

Metalwork Colourways



Lifetime
GUARANTEE

Desking

D

Komo

With a variety of desk sizes, Komo is a highly flexible system which allows for a multitude of workstation configurations. Cable managed legs, optional cable baskets and CPU holders provide discreet cable management.

Metal to metal fixings allow for simple re-configuration, whilst elegantly curved tops complete with pearl nickel aluminium portals, add that all important finishing touch.

5 Year
GUARANTEE



Cable Managed Legs

All Komo legs have internal cable routing built into the inside of the leg.



Komo

D




Komo Crescent Desk

Pictured here is a 2 man configuration using 1600 x 1200mm crescent desks with freestanding desk high pedestals.




A complete range of matching pedestals, filing & storage units are available. See page 32.



Komo Technical Data

Colourways Standard



Features

25mm Tops.

Formed steel legs with integrated internal cable management. Powder coated in high resistant silver RAL9006 paint.

All paint used is completely solvent-free and offers up to 99% material utilisation. Consequently, this coating method is incredibly economical and, at the same time, eco-efficient.

Legs and tops are joined with metal to metal fixings which add extra strength and allow for simple re-configuration.

2 Aluminium Desk Top Cable Portals per Desk (except Extensions).

Adjustable feet on all items.

Impact protective edging.

E1 grade panel with Environmental certification



Crescent Desk Right Hand
1200/800D x 725H

K-1612R 1600W
K-1812R 1800W



Crescent Desk Left Hand
1200/800D x 725H

K-1612L 1600W
K-1812L 1800W



Wave Desk Right Hand
800/1000D x 725H

K-1610R 1600W



Wave Desk Left Hand
800/1000D x 725H

K-1610L 1600W



Straight Desk
800D x 725H

K-1280 1200W
K-1480 1400W
K-1680 1600W
K-1880 1800W



Crescent Desk Right Hand
1600/800D x 725H

K-1612RDHP 1600mm
K-1812RDHP 1800mm



Crescent Desk Left Hand
1600/800D x 725H

K-1612LDHP 1600mm
K-1812LDHP 1800mm

Desking

D

Ashford

Ashford combines looks and practicality with outstanding durability at an affordable price.

Metal legs are manufactured from 16 gauge steel, powder coated in silver. All desk tops and panel legs are constructed from E1 grade heat and scratch resistant 25mm melamine panels.

25
Year
GUARANTEE

25 Year Guarantee Now that's value!...



Tambour
Storage
P35

Sprint
KTX
P50

OEBS
P104

KIT-MP3
P33

Ashford

D



01 Crescent Desk Metal

Shown here are a brace of 1800mm crescent desks with side extensions in royal oak and white.



02 Straight Desk Panel

Pictured here is a 1800mm straight panel desk in windsor oak with a 1 metre round panel meeting table.

See page 60 for matching meeting tables.





Colourways



Metal Leg Colourways



Features

- 25mm Tops.
- 25mm Panel Legs.
- Steel legs 30 x 50mm coated in highly resistant powder paint.
- Adjustable feet on all items.
- Impact protective edging.
- E1 grade panel with Environmental certification.
- Desk tops come complete with 2 x 80mm cable portals.
- Test Certified to EN527.



A complete range of matching pedestals, filing & storage units are available. See page 35.



Straight Desk

800D x 725H

A-PN1280	1200W
A-PN1480	1400W
A-PN1680	1600W
A-PN1880	1800W



Wave Desk Right Hand

800/1000D x 725H

A-PN1410R	1400W
A-PN1610R	1600W



Wave Desk Left Hand

800/1000D x 725H

A-PN1410L	1400W
A-PN1610L	1600W



Straight Desk

800D x 725H

A-CT1280	1200W
A-CT1480	1400W
A-CT1680	1600W
A-CT1880	1800W



Wave Desk Right Hand

800/1000D x 725H

A-CT1410R	1400W
A-CT1610R	1600W



Wave Desk Left Hand

800/1000D x 725H

A-CT1410L	1400W
A-CT1610L	1600W



Crescent Desk Right Hand

1200/800D x 725H

A-PN1612R	1600W
A-PN1812R	1800W



Crescent Desk Left Hand

1200/800D x 725H

A-PN1612L	1600W
A-PN1812L	1800W



Straight Return Desk

600D x 725H

A-PN8060	800W
----------	------



Crescent Desk Right Hand

1200/800D x 725H

A-CT1612R	1600W
A-CT1812R	1800W



Crescent Desk Left Hand

1200/800D x 725H

A-CT1612L	1600W
A-CT1812L	1800W



Straight Return Desk

600D x 725H

A-CT8060	800W
----------	------

Desking



Kito Filing, Storage & Accessories


Our Diverse range of universal storage can be used on its own or to accompany our Switch, Komo or Ashford ranges as well as complementing our Morph training, Kito meeting tables and Ashford reception.

10 Year GUARANTEE



Kito Storage Technical Data

Colourways



Filing Features

Pedestals have metal drawer sides, and a solid base and are tested to 90,000 extensions with a 25kg load.

Freestanding units all have adjustable feet levelling.

Master key with interchangeable barrels. Metal handles finished in silver RAL 9006. central lock system.

Test certified to
BS EN 14073-2:2004
BS EN 14073-3:2004
BS EN 14074:2004

Filing cabinets and side filer feature anti-tilt mechanism.

Filing cabinets accept FC files only.

Pedestal filing drawers accept A4 and FC files.

Slim pedestal filing drawer only accepts A4 files.

N Note
Fixed pedestals attach to ashford straight desks only, page 30.



Mobile Slim Pedestal 2drw
320W x 602H

KIT-SMP2-BE



Mobile Slim Pedestal 3drw
320W x 602H

KIT-SMP3-BE 500D



Desk High Pedestal 3drw
400W x 725H

KIT-DHP3/6 600D
KIT-DHP3/8 800D



Mobile Pedestal 2drw
400W x 585H

KIT-MP2 600D



Mobile Pedestal 3drw
400W x 585H

KIT-MP3 600D




Tuck Under Pedestal 3drw
402W x 651H

KIT-MP3/TU 600D



Mobile Unit (Right Hand Pictured)
900W x 602H

KIT-MRU9060R (Right) 600D
KIT-MRU9060L (Left) 600D



Fixed Pedestal 3drw
400W x 470H

KIT-FXP3 525D



Filing Cabinet 4drw
480W x 1320H

KIT-4DFC 600D




Side Filer
800W x 725H

KIT-SF8060 600D



Colourways



Features Storage

Bookcases are made from E1 grade 25mm Tops and Shelves with 18mm solid backs and sides for outstanding rigidity.

Adjustable feet levelling.

All bookcases have movable shelves with the ability to add additional shelves if required.

All bookcase doors are lockable.

Bookcase 1490, 1850 and 2210 all have 1 fixed shelf for added stability (second shelf).

1200mm Wide Tambour Storage units include metal shelves which accept hanging files.

Tambour doors are Silver RAL 9006.

N 725mm high units have only 1 full height level.

N1 Doors can be located as desired

How Many Files?

Each bookcase full height level can hold 10 A4 Lever-arch files. The Wider Tambour units hold 12 per level.



Bookcase
1600W x 420D

KIT-BC725/16 725H
KIT-BC770/16 770H

N1



Bookcase
1600W x 420D

KIT-BC725/16/1D 725H
KIT-BC770/16/1D 770H



Bookcase
1600W x 420D

KIT-BC725/16/2D 725H
KIT-BC770/16/2D 770H



Bookcase
2400W x 420D

KIT-BC725/24 725H
KIT-BC770/24 770H

N1



Bookcase
2400W x 420D

KIT-BC725/24/2D 725H
KIT-BC770/24/2D 770H




Bookcase
2400W x 420D

KIT-BC725/24/3D 725H
KIT-BC770/24/3D 770H



Tambour Storage 2 Level
800W x 600D

KIT-TMB725 725H



Open Storage 2 Level
800W x 420D

KIT-BC725 725H
KIT-BC770 770H



Storage + Doors 2 Level
800W x 420D

KIT-BC725D 725H
KIT-BC770D 770H



Tambour Storage 2 Level
1200W x 420D

KIT-TMB770 770H



Open Storage 3 Level
800W x 420D

KIT-BC1130 1130H



Storage + Doors 3 Level
800W x 420D

KIT-BC1130D 1130H



Tambour Storage 3 Level
1200W x 420D

KIT-TM1130 1130H



Open Storage 4 Level
800W x 420D

KIT-BC1490 1490H



Storage + Doors 4 Level
800W x 420D

KIT-BC1490D 1490H



Tambour Storage 4 Level
1200W x 420D

KIT-TMB1490 1490H



Open Storage 5/6 Level
800W x 420D

KIT-BC1850 1850H
KIT-BC2210 2210H



Storage + Doors 5/6 Level
800W x 420D

KIT-BC1850D 1850H
KIT-BC2210D 2210H



Tambour Storage 5 Level
1200W x 420D

KIT-TMB1850 1850H



Storage + Doors 2 Level Combo
800W x 420D

KIT-BC1850CD 1850H
KIT-BC2210CD 2210H

Accessories

We supply a huge range of accessories for cable management, power & data and PC peripherals.

Shown here is some of the popular products however we have a much wider choice so please enquire for more details.

A

Flat Screen Monitor Arm

Desk Top Power & Data



DESKINING EXECUTIVE

Quando
Crystal
Mito

40
42
44



Desking

D

Quando

Quando is an executive range of desking, storage and meeting tables.

Aluminium leg to top connections and handles finish off a truly exquisite executive system.

5 Year
GUARANTEE



Quando

D



Desking



Crystal

Crystal is an exclusive offer for those who appreciate good design. Crystal will bring elegance to your office.

5 Year
GUARANTEE



Crystal



The only decorative element of the desk is a chrome overlay placed on top of the leg. Stylish, contrasting and made from exquisite materials - this furniture will bring glamour to your office.



Desking

D

Mito

Designed by the Italian architect Simone Bernocchi, the brand new executive furniture series Mito combines white lacquered elements with the synchronous 3D structure plate of light and dark sycamore.

5 Year
GUARANTEE



Mito

D

ACOUSTICS & SCREENS

Acoustic Panels
Sprint & Podium
Marathon

48
50
52



A

Acoustic System


Gaber Acoustic Systems is a contemporary collection of acoustic panels and sound absorbent lighting systems. The collection is the favourite choice of numerous interior decorators and architects, used in private homes as well as in offices, hotels, restaurants, hospitals, schools, breakout and public spaces.



Sizes

Height 44cm
Width 44cm
Depth 4cm

Cupolamp Diameter 67cm



Acoustic System

A

Effectively absorbing sound, tests show that they also significantly improve room acoustics. Making an efficient way to reduce echoes and reverberation in public spaces. The "perforated" surface of the textile covers allows sound waves to travel into the core (absorption). The three-dimensional section of the acoustic panels prevents the sound waves from bouncing straight back, avoiding unpleasant sound reflections/echoes (diffusion).



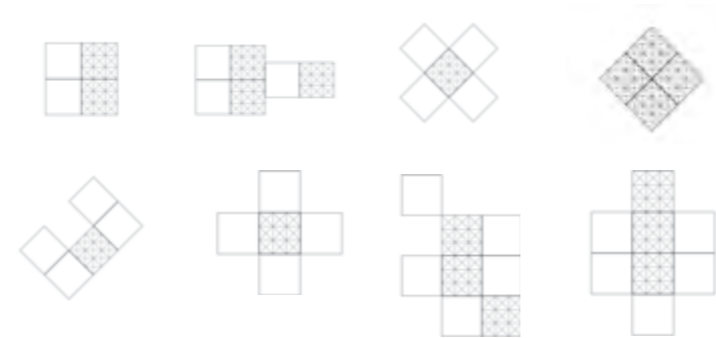
Colours



□ - Flat Version
□ - Flat Brilliant Led Version

▣ - Pyramid Version
▣ - Pyramid Brilliant Led Version

⌒ - Cupolamp



Partitions



P

Sprint & Podium

Desk or freestanding screens with aluminium trim, Sprint comes in straight and wave format with various tool-rail configurations.

Podium screen system really does enhance the office environment. Allowing designers and specifiers to create numerous solutions to an ever changing workplace.

5 Year
GUARANTEE



Partitions

P

Partitions

P

Marathon


Marathon is the top end of our screen series and comprises of 40mm thick panels which can be part or fully glazed, straight or curved.

5 Year
GUARANTEE



Partitions

P



MEETINGS & TRAINING

OK time to make some decisions

Kito Meeting	56
Switch	62
Opus	66
Morph	68



Meeting
& Training


M

Kito Meeting

The Kito Meeting collection can be used on its own or to match any of our Operative Desking ranges.

Choose from a large range of configurations, bases and finishes to cover all your needs.

10 Year
GUARANTEE



Kito Meeting

M




Credenza Unit Top
 Available 2 & 3 units wide,
 1600 or 2400mm



Kito Meeting Technical Data

Colourways



Metal Leg Colourways



Leg Panel

Meeting Table	H725	Meeting Table	H725	Meeting Table	H725
KIT-P1000D	1000	KIT-P1810	1800 x 1000	KIT-P3014	3000 x 1400
KIT-P1200D	1200	KIT-P2412	2400 x 1200		



Meeting Table	H725
KIT-P4014	4000 x 1400
KIT-P5014	5000 x 1400
KIT-P6014	6000 x 1400



Leg A-Frame



Meeting Table	H725
KIT-AD2010	2000 x 1000



Meeting Table	H725
KIT-A3210	3200 x 1000



Meeting Table	H725
KIT-A2210	2200 x 1000/800
KIT-A2710	2770 x 1000/800



Meeting Table	H725
KIT-A3515	3500 x 1500



Meeting Table	H725
KIT-AR2010	2000 x 1000



Leg Tubular



Meeting Table	H725
KIT-T950D	950
KIT-T1100D	1100



Meeting Table	H725
KIT-T2012	2000 x 1200
KIT-T2512	2500 x 1200



Meeting Table	H725
KIT-TD2010	2000 x 1000



Meeting Table	H725
KIT-T3210	3200 x 1000



Meeting Table	H725
KIT-T2210	2200 x 1000/800
KIT-T2710	2770 x 1000/800



Meeting Table	H725
KIT-T3512	3500 x 1200 x 1000



Meeting Table	H725
KIT-TR2010	2000 x 1000



Leg Cylinder Base



Meeting Table	H725
KIT-C800D	800
KIT-C950D	950
KIT-C1000D	1000
KIT-C1100D	1100
KIT-C1200D	1200



Meeting Table	H725
KIT-C2012	2000 x 1200
KIT-C2512	2500 x 1200



Meeting Table	H725
KIT-CD1810	1800 x 1000
KIT-CD2010	2000 x 1000
KIT-CD2412	2400 x 1200



Meeting Table	H725
KIT-C3210	3200 x 1000



Meeting Table	H725
KIT-C2210	2200 x 1000/800
KIT-C2710	2770 x 1000/800



Meeting Table	H725
KIT-C3512	3500 x 1200/1000



Meeting Table	H725
KIT-CR2010	2000 x 1000

Meeting & Training

M

Switch

Switch modular meeting tables come in 2 widths 1200mm and 1400mm and lengths from 1000mm to literally any length in 200mm increments.

Oh and they come with a lifetime guarantee too.

Lifetime
GUARANTEE



Switch

M

Cable Access Cover

For cable access covers and desktop power units see page 37.



Our 4 step guide configure meeting tables of any length

Stage 1

Remove the end leg (shown in red) from the table starter section.



Stage 2

Take as many shared leg add-on sections as you require.



Stage 3

Place the end leg from the meeting table starter section onto the end of the last shared leg add-on section.





Stage 4

A finished 4000mm meeting table.



Colourways



Features

25mm Top

Metal under frame structure for outstanding rigidity.

Build tables from 1000mm to any length in 200mm increments.

Widths 1200mm and 1400mm.



Switch Single Piece Square Meeting Table 725H

SW-MT1212 1200W x 1200D
SW-MT1414 1400W x 1400D



Switch Single Piece Meeting Table & Large Table Starter Section 725H

Depth(mm)	1400	1200	
SW-MTS10	/14	/12	1000W
SW-MTS12	/14	/12	1200W
SW-MTS14	/14	/12	1400W
SW-MTS16	/14	/12	1600W
SW-MTS18	/14	/12	1800W
SW-MTS20	/14	/12	2000W



Switch Multi-Part Meeting Table 800W

Depth(mm)	1400	1200	
SW-MTA10	/14	/12	1000W
SW-MTA12	/14	/12	1200W
SW-MTA14	/14	/12	1400W
SW-MTA16	/14	/12	1600W
SW-MTA18	/14	/12	1800W
SW-MTA20	/14	/12	2000W



Meeting
& Training

M

Opus

Opus is a classical range of boardroom tables.


Opus is a modular system allowing a wide range of table sizes to be created.

10
Year
GUARANTEE

Opus Technical Data

Colourways

Chestnut Canadian Oak



Features

46mm thick multipart top

28mm thick legs

Ability to build tables of any length from 2.8 metres in 1.4 increments.



Single Piece Table 2000mm
1100D x 750H

OPUS-MT2011 2000W



2 Part Meeting Table 2800mm
1100D x 750H

OPUS-MT2811 2800W



Multi Section Meeting Tables
1100D x 750H

OPUS-MT4211 4200W
OPUS-MT5611 5600W
OPUS-MT7011 7000W
OPUS-MT8411 8400W

Meeting & Training

M

Morph

Morph is designed to combine maximum versatility and space saving functionality. "Press" to unfold, "Press" to fold again for simple storage. Rectangular, trapezoid and semi circular tops offer endless configurations.

5 Year
GUARANTEE



01 Morph Fold

The Morph Fold comprises of 2 folding chrome legs and a patented mechanism. Simply press and the legs elegantly fold flat and lock in place.

Pictured here is a U-Shape configuration using 4 rectangular tables and 3 Trapezoid tables.

02 Morph Fold Stacked

Morph Fold can be easily stacked away when not in use, we have engineered the leg joints to have plastic stands to separate the tables from one another.



Features Morph Fold

25mm tops made from E1 grade heat and scratch resistant panel.

Chrome twin bar folding leg. Mechanism locks legs in place when open and closed so legs won't drop down when carried.





Morph Tilt can be concertinaed and packed away when not in use. Locking castors allow for easy relocation with the added benefit of being able to fix them in place when in use.

Optional Extras



- 01 Pull bar
- 02 Heavy duty connector
- 03 Modesty panel





01 Single Desk Configuration



02 Horse Shoe Configuration



03 Hexagon Shaped Configuration



04 Rectangular Configuration




05 U-Shape Configuration



06 D-End Configuration

Colourways



90 degree corner section

750D x 725H

M-TF90D

1200W

Morph Fold

Morph Tilt



Folding Leg Meeting Table Rectangular
750D x 725H

M-F1275

1200W



Folding Leg Meeting Table Rectangular
750D x 725H

M-F1575

1500W



Tilting Meeting Table Rectangular
750D x 725H

M-T1275

1200W



Tilting Meeting Table Rectangular
750D x 725H

M-T1575

1500W



Folding Leg Meeting Table Semi Circle
750D x 725H

M-F1500D

1500W



Folding Leg Meeting Table Trapezoidal
750D x 725H

M-FTZ

1500/750W



Tilting Meeting Table Semi Circle
750D x 725H

M-T1500D

1500W



Tilting Meeting Table Trapezoidal
750D x 725H

M-TTZ

1500/750W

RECEPTION

First impressions count - who are you going to be?

Arctic Summer	76
Valde	78
Organic	80
Wave	82
Linea	84
Ashford	86




Reception



Arctic Summer

Arctic Summer was designed by Charles Kapakian . The design incorporates simplicity and modern street art graffiti.

5 year GUARANTEE



Designed by Charles Kapakian

Charles Kalpakian was born in Beirut and grew up in Paris. His inspiration comes both from the urban culture and the visual features of his oriental origins. This double approach allows him to create objects with a rich identity.




Reception **R**

Valde

The Valde reception range by MDD is a contemporary collection of reception modules that allows for a wide range of shapes and configurations.

Valde comes in a choice of HPL and Wood effect finishes.

5 Year
GUARANTEE



Valde

R

Lights

All Valde receptions come with integrated white lights which can be turned on and off.



Reception

R

Organic

Organic comes in a range of sizes to make a large range of configurations.

5 Year
GUARANTEE



Lights

All Organic receptions include integrated white lights that can be switched on and off.



Reception

R

Wave

Wave by name and nature. With modern design and modular connectivity, Wave brings contemporary design to any reception area.

5 Year
GUARANTEE




Wave

R



Add Some Colour

The outstanding traits of the Wave include its vibrant and lively colours in an abundant variety of blue, white, green and orange.



Reception




Linea

Linea in name and Linea in design.

With a wide range of shapes and configurations Linea is available in high gloss, Brilliant White, Deep red and Midnight Black.

5 Year
GUARANTEE




Linea



Corner Detail

Aluminium corner detailing offers both design aesthetics and impact protective properties.



Reception



Ashford

Ashford reception has been designed as a modular reception system allowing you to create almost any sized unit. Risers can be added or left off allowing for low level wheel chair viewing. Steel corner sections add a light and modern profile while durable 25mm MFC tops cope with everything a busy reception has to endure.

25 Year GUARANTEE



Ashford



Internal Storage

Ashford Reception offers internal storage in the risers, perfect for storing all manner of files and paperwork.





01 Configuration



02 Configuration



03 Configuration



04 Configuration




05 Configuration




06 Configuration

Colourways



Metal Corner Colour



Reception Corner Desk Metal Front
800D x 740H

A-REC/CD 800W



Reception Corner Riser Metal Front
300D x 370H

A-REC/CR 800W



Reception Desk
800D x 740H

A-REC800D 800W



Reception Desk
800D x 740H

A-REC1200D 1200W



Reception Desk
800D x 740H

A-REC1600D 1600W



Reception Corner Desk Wood Front
800D x 740H

A-REC90/CD 800W



Reception Riser
300D x 370H

A-REC800R 800W



Reception Riser
300D x 370H

A-REC1200R 1200W



Reception Riser
300D x 370H

A-REC1600R 1600W



Reception Corner Riser Wood Front
300D x 370H

A-REC90/CR 800W

SEATING

invest in your spine

Task & Operative

Action	94
One	96
Xenon	98
Veris	100
O.Z Series	102
O.E & O.G Series	104

Executive

O.N Series	106
Integra	108

Conference & Meeting

Cube, OH, O.Q & O.M Series	110
Time	112
Ariz, Bit & Dream	114
Roller, LaMia & Basket	116

Canteen & Breakout

Prisma, Iris & Kalipa	118
Moema & More	120
Alhambra & Woody	122
Panama, Modena, Blog & Easy	124



Our Guide to the Right Chair



Selecting the right chair is essential. The average office worker spends 5 - 7 hours per day in their office chair which equates to around 60 days per year.

01 Head & Neck
To prevent muscles stiffening

02 Back
The back of the chair should allow the 'S' shape of the spinal column to be formed and supported. This will prevent slumping in the chair from which back ache and future problems can occur.

03 Arms
Armrests play an important part in reducing shoulder and neck strain by supporting the weight of the user's arms.

04 Seating
The angle between the thighs and the torso should be approximately 90 - 105 degrees. The back of the seat should be slightly raised to support the pelvis from tipping backwards and reduce pelvis stress.

05 Thighs
The length and width of the thigh should be fully supported. Thighs should run parallel to the floor. Sliding seat options are usually required for taller adults.

06 Seat
The seat cushion should be rounded forward in a 'waterfall' shape allowing the thighs freedom of movement to ease circulation.

07 Feet
Feet should easily and comfortably rest flat on the floor to prevent pressure being placed on the thighs.

Seating

S

Action

Our Top Level Executive Task Chair, Tested for 24 Hour use.

5 Year
GUARANTEE



Action



Design: Jarosław Szymański

Action

S

Upholstered backrest 1 | Mesh backrest 2



Features

- Aluminium back support
- True 24 hour certified suitable up to 150kg
- Multifunctional mechanism
- Multi adjustable arms
- Mesh or upholstered versions
- Optional headrest
- Adjustable lumbar support
- Available in a huge range of fabrics and leathers



Headrest angle adjustment



Height adjustment

Seating

S

One

5 Year
GUARANTEE



One



Design: Wolfgang Deisig



Action

S

Interchangeable Covers

Option of seat and backrest upholstery replacement.



Features

- Donati mechanism
- Colour coordinated metal back support
- Unique flexible back structure
- Replaceable seat and back covers
- Wide range of adjustable arm options
- Matching visitor chair
- Headrest options
- Available in a huge range of fabrics and leathers



Seating

S

Xenon

XENON is an essential chair from PROFIm, which means that it is equipped with all the necessary mechanisms and adjustment options which you would expect, with the guarantee of full ergonomics at a reasonable price.

5 Year
GUARANTEE



Patented
Back Pressure
Adjustment

Xenon



Design: Christopher Schmidt



Design: Carlo Shayeb



Features

- Syncro or self tensioning mechanism options
- 3D armrest custom to chair
- Mesh or upholstered back options
- Head rest option on upholstered back
- Adjustable lumbar support option
- Available in a huge range of fabrics and leathers



Seating

S

Veris

Modern and fully ergonomic office chair. The advantages of this model are modern Synchro mechanism with additional functions and an ergonomically shaped backrest with extra inclination.

5 Year
GUARANTEE

Veris

Features

- Synchro mechanism
- Option for front of seat - additional angle adjustment
- Large choice of adjustable arms including lateral adjustment
- Mesh or upholstered back options
- Head rest option
- Adjustable lumbar support option
- Available in a huge range of fabrics and leathers



Seating

S

O.Z Series

O.Z Series comprises a stylish collection of ergonomic mesh task and visitor chairs.

5 Year
GUARANTEE



O.Z Series

Features

- Supportive mesh back.
- Options for with and without back rest lumbar support.
- Height adjustable arms as standard.
- Optional 4D arms (up/down, top slide, twist and lateral adjustment).
- Ratchet back height adjustment.
- Tested to EN1335.
- Synchronised seat mechanism with integrated seat slide.

Adjustable pressure lumbar support for supportive back care.



O.Z Series

S



OZ2M

Mesh Back Meeting Chair on Chrome Sled Base.

Material & Finishes:

Evert Fabric, Lotus PU, Camira Fabric.



OZ3S

Multifunctional Mesh back Task Chair.

Material & Finishes:

Evert Fabric, Lotus PU, Camira Fabric.



Seating

S

O.E & O.G Series

5 Year
GUARANTEE



O.E Series

If you are looking for a large durable multifunction operator chair then look no further than the O.E Series. Deep contoured high density recycled foams offer durability that's environmentally friendly.



O.G Series

The OG Series Features modern angular seat and back rest styling. If you are looking for a generous sized fullyloaded chair with extensive adjustability then look no further than the O.G Series



Seating

S

O.N Series

5 Year
GUARANTEE



O.N. Series

Our O.N Series showcases contemporary design across four models from mid back meeting to high back executive. Whether its a board room or executive office there is a model to suit all your requirements.

Features

- Ergonomic 1 piece seat + back design.
- Chair back finished with saddlers stitching.
- Double layer cushion effect.
- Top grade leather.
- Knee-tilt mechanism with anti-shock.
- 4 model variations.



ON2M

Mid back meeting chair with sled base.

Material & Finish:

Black Leather



ON2MSC

Mid back meeting chair with self centering mechanism.

Material & Finish:

Black Leather

ON2S

Mid back swivel chair with knee-tilt mechanism.

Material & Finish:

Black Leather

ON3S

High back swivel chair with knee-tilt mechanism.

Material & Finish:

Black Leather



Seating

S

Integra

5 Year
GUARANTEE



Integra

The integra series is a high end collection of exquisitely made arm and meeting chairs. Available in a wide range of fabrics and leathers and with a choice of mechanisms, Integra really stands out for its high end quality and design.

Features

- Ergonomic 1 piece seat + back design.
- Upholstered chrome armrest.
- Modern design.
- Exceptionally high quality of workmanship.
- Huge range of fabric, PU and Leather options.
- Various mechanism options including knee-tilt, multi-block, self centring and fixed sled bases.
- 4 model variations.



KL-INT02M

Mid Back Meeting Chair on Sled Base

Material:

Madras Leather, Lotus PU, Evert Fabric, Interface Fabrics



KL-INT03S

High Back Executive Armchair.

Material & Finishes:

Madras Leather, Lotus PU, Evert Fabric, Interface Fabrics



KL-INT02S

Mid Back Armchair

Material:

Madras Leather, Lotus PU, Evert Fabric, Interface Fabrics



Seating

S

O.Q,
Cube,
O.M &
O.H Series

KIT-CD1810
P60

Cube

Cube is a contemporary stackable meeting & conference chair and is equally at home in a small meeting room as it is in a large conference hall.

Materials & Finishes:

Evert Fabric, Lotus PU or Camira Fabrics

3 Year
GUARANTEE



O.M Series

The O.M Series is truly multipurpose and is at home around a meeting table as well as stacked in a conference hall. Canteen and vinyl easy clean versions also available.

Materials & Finishes:

Polymer version colours:
Black, Red, Grey, Blue, Charcoal, Beige

Upholstered Version Available in:
Madras Leather, Lotus PU, Evert & Camira Fabrics

3 Year
GUARANTEE



O.Q Series

O.Q is a stackable meeting chair, available with a full or semi open-back. The latter in either mesh or fabric. Great for meeting rooms and training.

Material & Finishes:

Madras Leather, Lotus PU, Evert & Camira Fabrics

3 Year
GUARANTEE



O.H Series

A classic design of bent beech wood. The O.H Series is stackable and perfectly complements a beech meeting table.

Materials & Finishes:

Black or Blue Fabric.

3 Year
GUARANTEE



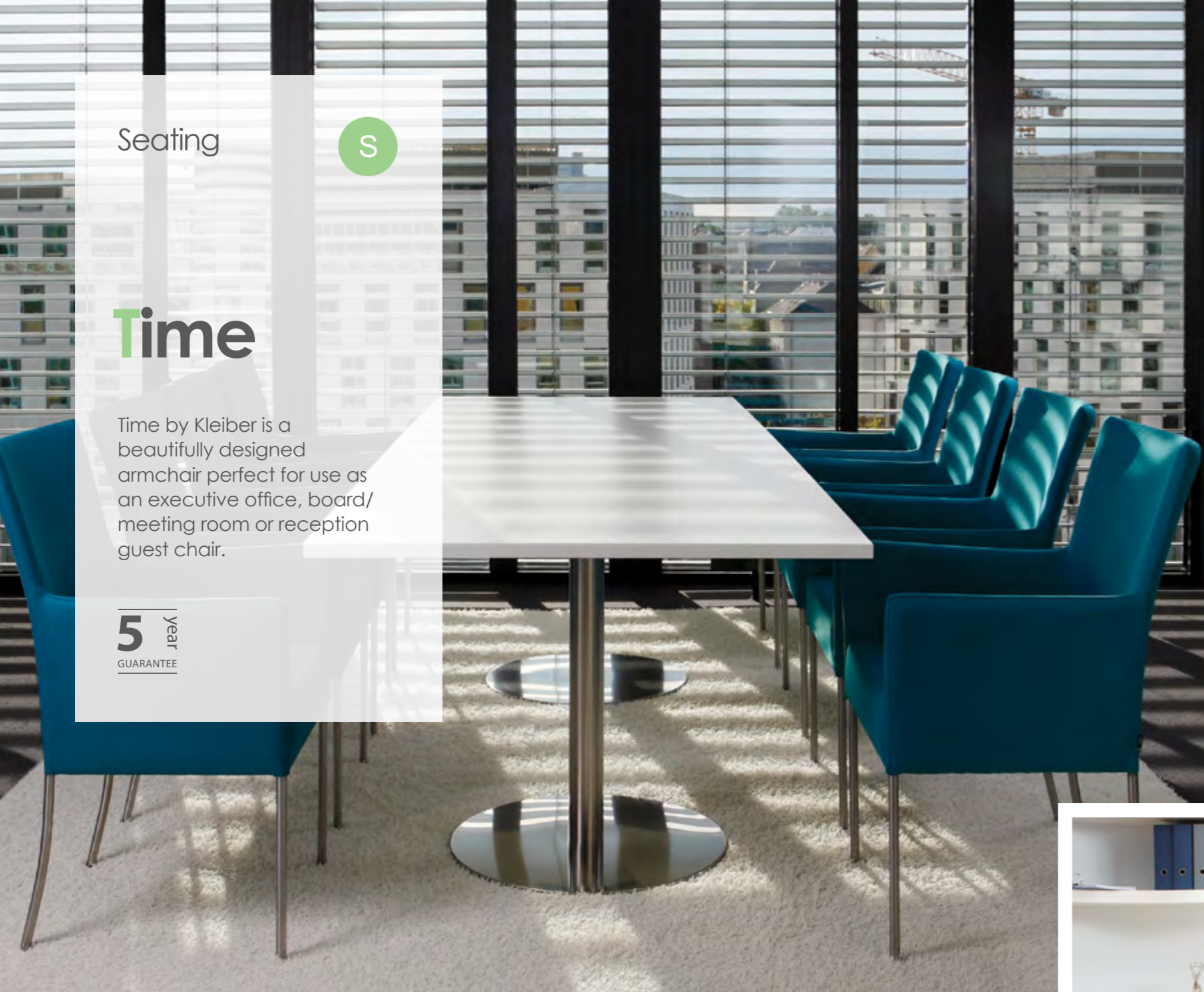
Seating

S

Time

Time by Kleiber is a beautifully designed armchair perfect for use as an executive office, board/ meeting room or reception guest chair.

5 Year
GUARANTEE



Time 4-Leg

4 legged chair/stool in 3 heights.

Materials & Finishes:

Madras Leather, Lotus PU, Evert or Camira Fabrics.



Time 4-Star

Executive conference chair with a self centering mechanism and 4 Star designer base.

Materials & Finishes:

Madras Leather, Lotus PU, Evert or Camira Fabrics.



Time
5 Year
GUARANTEE

Time 5-Star

Executive conference chair with a self centering mechanism and 5 Star Base.

Materials & Finishes:

Madras Leather, Lotus PU, Evert or Camira Fabrics



Time 4-Leg Arms

Universal 4 legged armchair for meetings or dining.

Materials & Finishes:

Madras Leather, Lotus PU, Evert or Camira Fabrics



Time

S

Seating

S

Ariz, Bit & Dream

Ariz

ARIZ is a collection of conference / auditorium chairs distinguished by their light form, based on combination of plastic parts - seat and back - with a metal wire frame. To increase the comfort of seating, seat and backrest can be upholstered.

Ariz




Ariz



Stackable up to 40
Plastic or 20
Upholstered Chairs
with Trolley

Dream

The Dream chair comes in various forms; plastic, mesh or upholstered backs mounted to various frame options plus optional wheels and writing tablet arms, available in a huge range of colours.



Bit

BIT is a chair type designed mainly for conference room applications, but also perfectly suitable for offices and modern waiting rooms. Simply shaped seat and backrest are made of high-quality materials.



S

Roller, LaMia & Basket

Roller

A collection of tables for indoor and outdoor use. The base is in technopolymer with compact tops. Available in various heights, with or without internal illuminating light.

Roller Table

Roller Seat



Basket

Decorative and attractive ... its the Basket Chair. An armchair characterized by an elegant graphic composition based on alternations of full and empty, conferring the piece with a strong personality, making it rich yet all the while delicate.



Design: Alessandro Busana



LaMia

LaMia is available in a huge range of options. Wood, Metal, Plastic Seats mounted to Various frames and Benches.



Seating

S

Prisma, Iris & Kalipa

The overriding characteristic of this piece is weight, its extremely light. A very modern chair created entirely from a new material. It is also available in two upholstered versions: Firenze and Roma.

Simply

Prisma



Iris

Chair and armchair moulded with technopolymer and metal frame overmoulded with technopolymer. Indoor and outdoor use.



Kalipa

Kalipa is a family of stackable seating made from a combination of thermoplastic materials.



Venus

Elegant shaped table base with a choice of tops.



Prisma, Iris & Kalipa

S



Seating

S

Moema & More



Design: Stefano Sandonà

Moema

Moema chair with shell in techno polymer or upholstered version and beech legs. Suitable for both contract and residential use.



More

More and ever more...one important chair for outdoor and indoor use, elegant, important but unique.



S

Seating



Alhambra Woody

The unique style of the geometric weaving of the surfaces makes Alhambra a chair with a strong personality and an unmistakable aesthetic sense of the form, thanks also to the development and application of an innovative system of patented production.



Design: Stefano Sandonà



Alhambra & Woody



Woody

Table with compact top 12mm thickness and beech legs.



Design: Fabaretto & Partners



Seating

S

Panama, Modena, Blog & Easy



Design: Stefano Sironi
Models: Blog & Panama



Easy

Stool in chromed or painted metal and techno polymer seat available in several colours. Stackable




Blog Stool

Available also in low chair form, Blog style is in the simplicity of its form.



Modena

Seat and back in techno polymer covering or with PU and anodized aluminium legs.



SOFT SEATING

Receptions break out areas it's all here

October	128
Vancouver	130
Wall-In	132
Sorriso	134
Fan & Seven	136
Volt, Square, Snake & Finferlo	138
Hover & UPdown	140
Sigma, Twist, Thunder, Vizz & You	142



Soft Seating

SS

October

October is an impressive collection of armchairs and sofas to complement the style of hotels, guesthouses and other public facilities.

5 Year GUARANTEE



Design: Hilary Birkbeck

October

SS



Options:

The collection includes several types of seating (1-seater and 2-seater pouffes, armchair, 2-seater and 3-seater sofas with high or low backrest) as well as tables in two sizes. The wide range of elements guarantees many different arrangement options.



Soft Seating

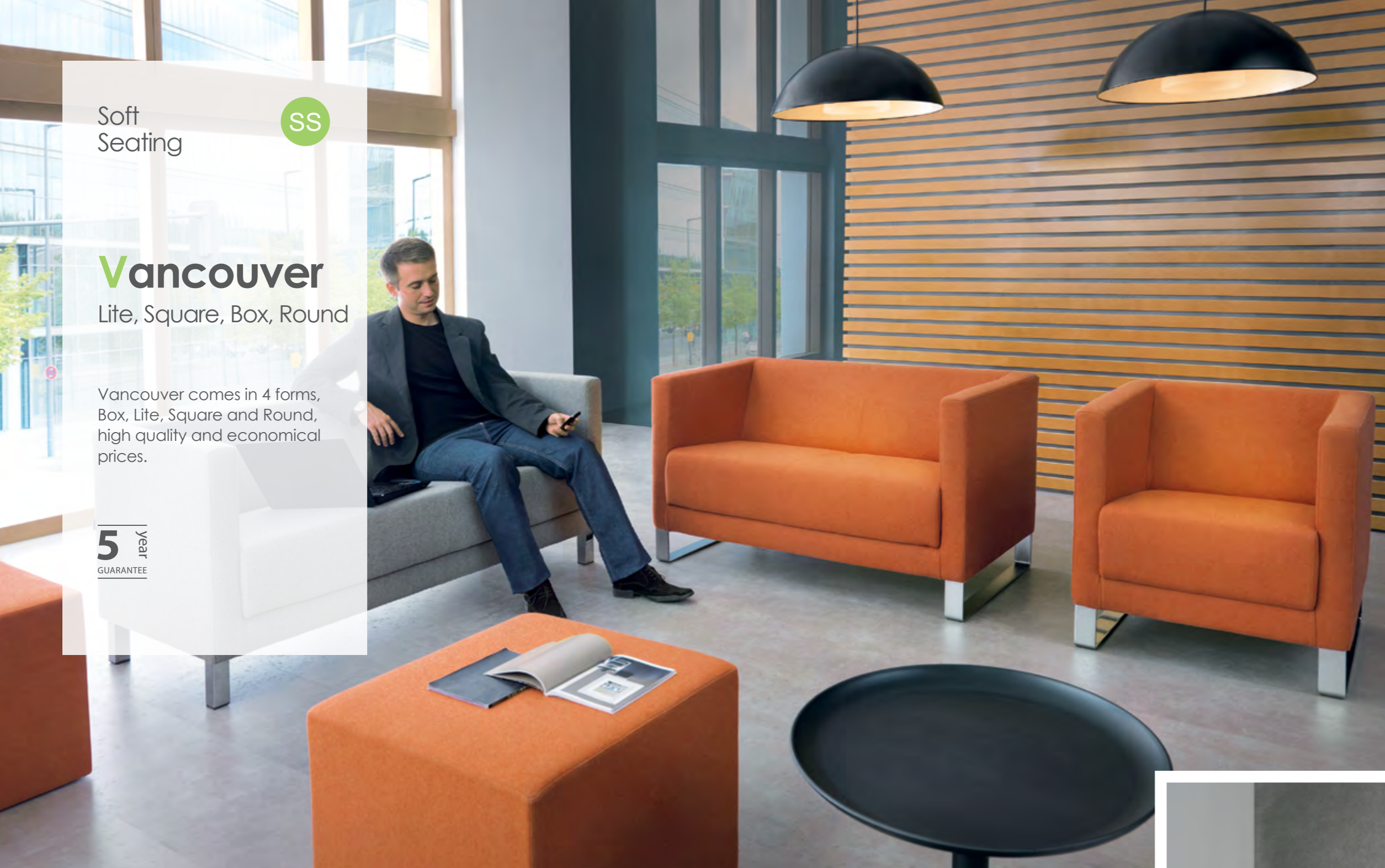
SS

Vancouver

Lite, Square, Box, Round

Vancouver comes in 4 forms, Box, Lite, Square and Round, high quality and economical prices.

5 Year GUARANTEE



Vancouver Box

The boxy style offers lots of comfort with its wide armrest.



Vancouver Round

Traditional round foamed tub chairs made with Profim quality.

Vancouver SS

Square



Vancouver Square

Vancouver goes retro with the fold over arm design.

Vancouver Lite

Slim in Design for a minimalistic look with a wide choice of leg options.



Soft Seating

SS


Wall-In

Wall-In is a modular seating system characterized by simple geometric forms, suitable for spacious and modern interiors such as halls in public buildings and receptions.

5 Year GUARANTEE



Wall-In
SS



Four colours of frame:

- powder coated, black
- powder coated, metallic
- chromium plated – shiny
- chromium plated - satin

Types of table top:

- composite with HPL laminate finish in white (LW01), black (LW02) or grey (LW04) colour
- seasoned milk glass (G1)



Design: Tomek Rygalik



Soft Seating

SS

Sorriso

5 Year
GUARANTEE

Switch
P18



Design: Jarosław Szymański

Sorriso

SS

Sorriso means 'smile' in Italian. Distinguishing features of Sorriso armchair include elegant, oval shaped shell seat and distinct stitching.



N Note

Interesting form of the chair can be additionally enhanced by selecting different colours of shell and cushion upholstery and also choosing from four base variants: metal wire frame, round plate, swivel or four-legged.

Soft Seating

SS

Fan & Seven

FAN is a special armchair for those who seek exceptional solutions for interior design with a distinctive character.

5 Year GUARANTEE



Design: Tomek Rygalik

SEVEN will add distinctive character to any modern interior. It is constructed from high quality durable steel and available in several joyful colours to choose from.

Frame and Hook Colours:

- black
- metallic
- chrome (hooks only)
- white (RAL 9003)
- turquoise (RAL 5018)
- yellow (RAL 1023)
- red (RAL 3020)



Two variants of the castors:

- soft for hard surfaces (floor, floor panels).
- hard for soft surfaces (carpeting, carpet).

Two versions of mechanisms:

- tilt mechanism, smooth recline adjustment with force adjustment.
- economic - swivel version, seat height adjustment.



Design: Piotr Kuchciński



Soft Seating

SS

Volt, Square, Snake & Finferlo

Volt, Square, Snake and Finferlo is a modular breakout soft furnishing collection for the modern interior.

5 Year GUARANTEE

Volt

Square

Finferlo

Snake

Features

- Create Endless configurations of any length and shape.
- Available in a wide range of materials including Madras leather, Lotus PU & Evert or Camira Fabrics.

Volt, Square & Snake

SS

Soft Seating

SS

Hover & UPdown

Hover was created to match modern, spacious, minimalist style interiors. Its seat-shell supported on a light frame, gives the impression of being suspended in the air.

5 year GUARANTEE



Design: Tomek Rygalik



UPdown is a modular seating collection of upholstered furniture pieces. It is as flexible as you need it to be. Wide variety of system elements easy to combine offers an infinite number of seating configurations. Behind its unique design UPdown collection features modern technology, comfort and ergonomics.

Hover & Up down

SS

The system consists of an armchair, two or three seater-sofa and coffee tables in different sizes. Combining two colours of fabric or leather upholstery will make your chair even more unique. The seat cushion guarantees high comfort of use and enhances the aesthetics of the furniture.

Frame colour options:

Powder Coated:

- black, metallic, white, turquoise, yellow, red

Chrome Plated:

- Shiny chrome, satin chrome



Soft Seating

SS

Sigma Twist Thunder Vizz & You

10^{Year}
GUARANTEE



Sigma



Twist



Thunder



You



Vizz

All chairs on this page available in:
Madras leather,
Lotus PU & Evert or Camira Fabrics.





Address:

OfficeThings.ie

15 Oxford Lane

Ranelagh

Dublin 6

Republic Of Ireland

Contact:

Tel: **01 4969957**

Fax: **01 4969916**

Sales: **sales@officethings.ie**

Customer Services: **customerservices@officethings.ie**

HAVE BEEN INSPIRED